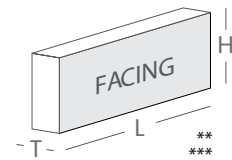



Cladding  
Traditional

# CT32

## STAFFORD BLUE GREY



L 215 H 65 T 20 MM

**\*Specifications:**

Weight: 0.65 Kg

Water absorption: < 14%

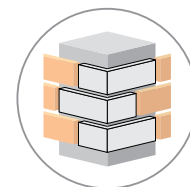
**Coverage per sq.ft.  
(10mm joint):**

1 sq. ft. - 5.5 pcs.

1 sq. m. - 60 pcs.

**Corner Consumption:**

Per Running Sq. Ft. - 5 pcs.



Corner Available

\*Specifications are indicative, buyers are requested to undertake tests in accredited laboratories to verify suitability of bricks for particular application.

\*\*Individual bricks may vary dimensionally this is natural characteristic of fired clay products and is catered for in relevant Indian Standard.

\*\*\*Dimensions are subject to change without prior notice, before ordering/designing buyers are encouraged to inquire about prevailing sizes and quantities available.