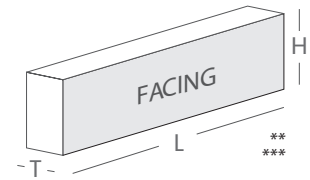



Cladding  
Traditional Linear

# CTL502

## COLOSSEUM ROMAN MAGNUM



L 550 H 50 T 30 MM

**\*Specifications:**

Weight: 1.7 Kg

Water absorption: < 20%

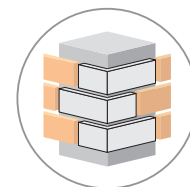
**Coverage per sq.ft.  
(10mm joint):**

1 sq. ft. - 2.8 pcs.

1 sq. m. - 30 pcs.

**Corner Consumption:**

Per Running Sq. Ft. - 5 pcs.



Corner Available

\*Specifications are indicative, buyers are requested to undertake tests in accredited laboratories to verify suitability of bricks for particular application.

\*\*Individual bricks may vary dimensionally this is natural characteristic of fired clay products and is catered for in relevant Indian Standard.

\*\*\*Dimensions are subject to change without prior notice, before ordering/designing buyers are encouraged to inquire about prevailing sizes and quantities available.