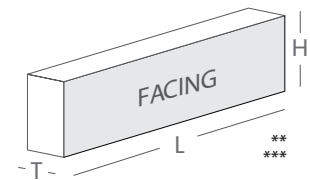


# CTLR71A

## LINEAR LHASA SLATE



L 330 H 50 T 25 MM

**\*Specifications:**

Weight: 1 Kg

Water absorption: < 14%

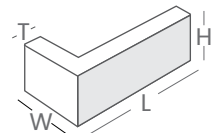
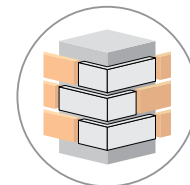
**Coverage per sq.ft.  
(10mm joint):**

1 sq. ft. - 4.6 pcs.

1 sq. m. - 49 pcs.

**Corner Consumption:**

Per Running Sq. Ft. - 5 pcs.



**Corner Dimensions:**

L 330 H 50 W 50 T 25 MM

\*Specifications are indicative, buyers are requested to undertake tests in accredited laboratories to verify suitability of bricks for particular application.

\*\*Individual bricks may vary dimensionally this is natural characteristic of fired clay products and is catered for in relevant Indian Standard.

\*\*\*Dimensions are subject to change without prior notice, before ordering/designing buyers are encouraged to inquire about prevailing sizes and quantities available.